

## Technical Sheet For KNX Motion Sensor,PIR

CSBP-04/00.1.00

CSBP-04/00.1.01

The worldwide STANDARD for home and building control

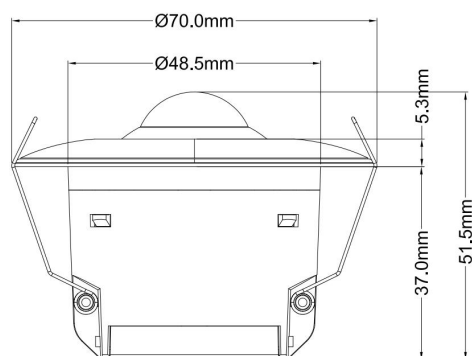
### CHARACTERISTICS

- Behavioral detection of obvious movement, with pyroelectric infrared detection technology
- Work modes of master/slave
- Up to 4 motion detector channels, and the first channel with 3 levels control
- Automatic mode and semi-automatic mode
- Internal brightness sensor, and control the light via brightness threshold and also control logically with movement signal
- Internal temperature and humidity sensors
- Constant lighting control
- RTC functions
- Logic functions and scene group functions
- Support the KNX Secure protocol

### PARAMETERS

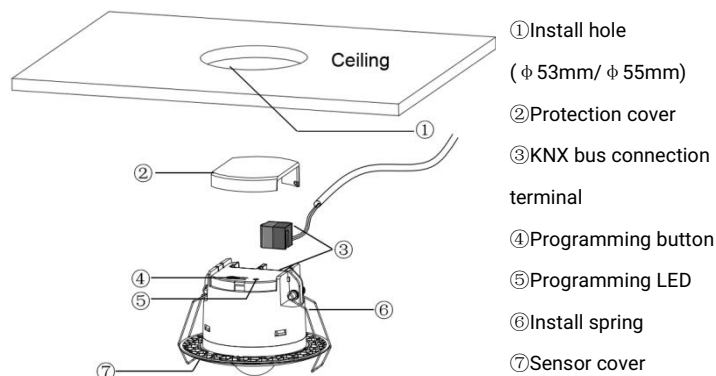
<b>Power Supply</b>	Bus voltage	21-30V DC, via the KNX bus
	Bus current	<6.5mA / 24V; <5.5mA / 30V
	Bus consumption	<165mW
<b>Connection</b>	KNX	Bus connection terminal
<b>Operation and display</b>	Programming button and red LED	For assigning the physical address
	Green LED flashing	Display the device running normally
<b>Temperature</b>	Operation	- 5 °C ... + 45 °C
	Storage	- 25 °C ... + 55 °C
	Transport	- 25 °C ... + 70 °C
<b>Environment</b>	Humidity	<93%, except dewing
<b>Mounting</b>	Ceiling mounted	

### DIMENSIONS

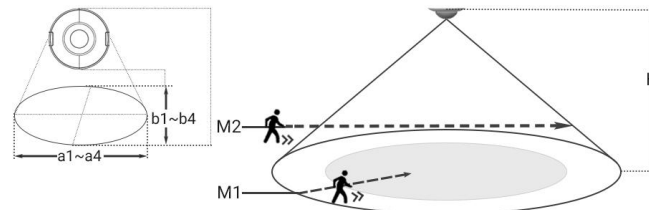


Model	Dimension	Weight
CSBP-04/00.1.0x	Φ 70 x 51.5mm	0.05kg

### DESCRIPTIONS



### INSTALLATION DIAGRAM



H	M1		M2	
	a1	b1	a2	b2
2.5	5	4	7	6
3	6	5	8	7
4	8	7	11	9.5
5	10	8.5	13.5	11.5
6	11	10	15.5	13.5

Above table shows the maximum range of the different areas for different installation heights (H) (unit: meter):

a: the wide range of detection diameter; b: the narrow range of detection diameter; a, b is corresponds to direction of sensor installation

M1: walking straight to sensor; M2: walking across sensor.

**Note: the data is referred from internal laboratory, there may be differences in results depending on the environment and object.**

**For better detection effect, temperature difference between the ambient and the human body should be greater than 5°C, to avoid abnormal triggering.**

### INSTALLATION FIGURE

- Keep it far away fridge, air conditioning, and stovepipe, where temperature changes violently.
- In a certain temperature, speed of wind affects a little.
- If ambient temperature approaches body temperature, the sensor will lose efficacy.
- Between the sensor and detected area must not have stumbling block.
- Sensor can not be directly on the windows and doors, and where there is direct sunlight. Air flow and dramatic changes in light will case sensor generates fault alarm.

### IMPOFORMATION

Installation and commissioning of the device may only be carried out by trained electricians. The relevant standards, directives, regulations and instructions must be observed when planning and implementing the electrical installation.

●Protect the device against moisture, dirt and damage during transport, storage and operation!

●Do not operate the device outside the specified technical data (e.g. temperature range)!

Should the device become soiled, it may be cleaned with a dry cloth. If this does not suffice, a cloth lightly moistened with soap solution may be used. On no account should caustic agents or solvents be used.

KNX 红外移动传感器技术规格书

适用型号：  
CSBP-04/00.1.00  
CSBP-04/00.1.01

国际标准的家庭和楼宇控制系统

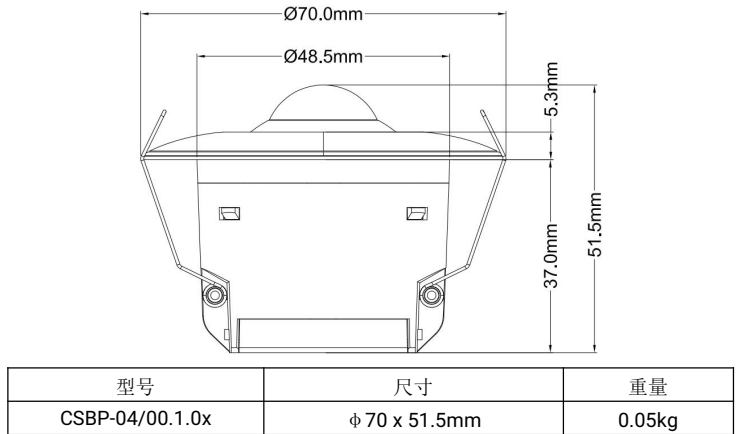
产品功能

- 采用普通的热释电红外技术，只能支持明显的移动行为探测
- 支持主从的工作模式
- 可配置多达 4 个通道的移动控制功能，其中第 1 通道支持三级控制
- 支持全自动和半自动的模式功能
- 内置光照度传感器，且可根据光照度阈值进行灯光控制，还可与移动信号联动进行逻辑控制
- 内置温湿度检测传感器
- 支持恒照度控制
- 支持温控器功能
- 支持逻辑和场景组功能
- 支持 KNX 安全协议

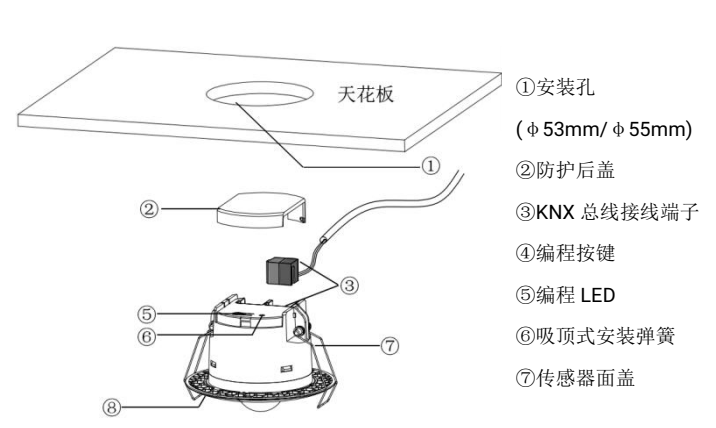
技术参数

电 源	总线电压	21-30V DC，由 KNX 总线提供
	总线电流	<6.5mA / 24V; <5.5mA / 30V
	总线功耗	<165mW
连 接	KNX	总线连接端子（红/黑）
操作和指示	编程按键和红色 LED	分配物理地址
	绿色 LED 闪烁	指示设备应用层运行正常
温度范围	运行	- 5 °C ... + 45 °C
	存储	-25 °C ... + 55 °C
	运输	- 25 °C ... + 70 °C
环 境	湿度	<93%，结露除外
安 装	吸顶式安装	

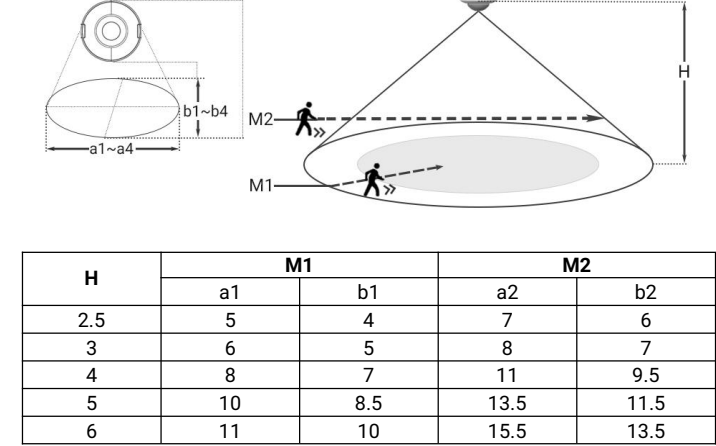
尺寸规格



接线图



安装感应示意图



上表显示不同安装高度(H)所对应的最大感应范围(单位：米)：

a：检测直径的宽边；b：检测直径的窄边；a、b 对应于传感器安装方向

M1：走向传感器；M2：经过传感器。

注意：仅参考内部实验室测试的数据，不同环境和物体，可能存在结果差异。

为了更好地获得检测效果，环境温度与人体温度的温差需大于 5℃，否则可能有误触风险。

安装说明

1. 远离空调，冰箱，火炉等空气温度变化敏感的地方；
2. 在温度一定的情况下，风速对传感器的影响不是很大；
3. 当环境温度接近人体温度的时候，传感器反应不是很灵敏，甚至会失灵；
4. 传感器和被探测的人体之间不得间隔家具、大型盆景、玻璃、窗帘等其他物体；
5. 传感器不能直对门窗及有阳光直射的地方(照度和移动)，否则窗外的热气流扰动和人员走动，会使移动传感器误报，光线的剧烈变化会使照度传感器误报。

重要提示

安装和调试设备只能由合格的熟练电工来操作。在计划与实施电气安装的过程中相关的标准、指令、规则和指示都要严格执行。

- 需要避免器件在运输、储存、使用的过程中受潮、脏污以及受损。
- 不要使器件运行在指定的技术指标之外（例如温度范围）。

当设备脏污时，只可以使用干燥的布来清洁。如果这样不足以清洁干净,可以使用湿布蘸少许肥皂溶液轻轻擦拭。绝不能使用碱剂或者腐蚀性溶剂。